

RS II VSTD

YEARS OF WARRANTY



Packed full of performance and technology

- **Two power levels available**
- Energy saving: **up to 85%* on electricity consumption**
- **Appreciable acoustic comfort** during low-speed operating phases
- **Simple and intuitive digital interface**
- **4 digital inputs** allow the pump to be operated by an external controller
- **180° rotatable box for convenient access** to the user interface
- **Connection box for easier electrical connection**
- **Quarter-turn opening cover** for easy maintenance
- **Secure butterfly valve cover** for easy maintenance
- **Union fittings provided** to ensure ease of installation
- Recommended for pools **up to 100 m³**

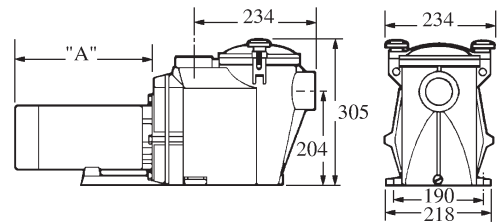
* Energy savings of at least 65% are generally achieved.



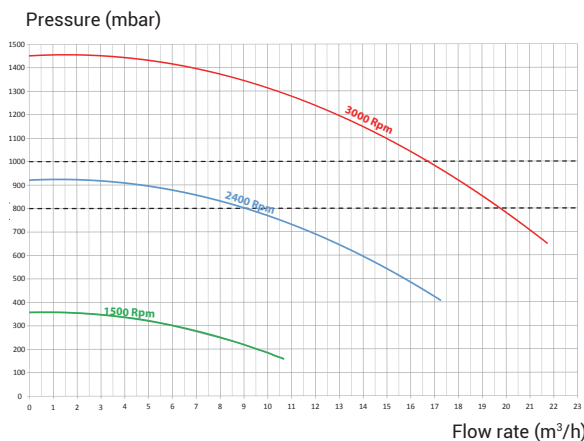
EXPERT LINE



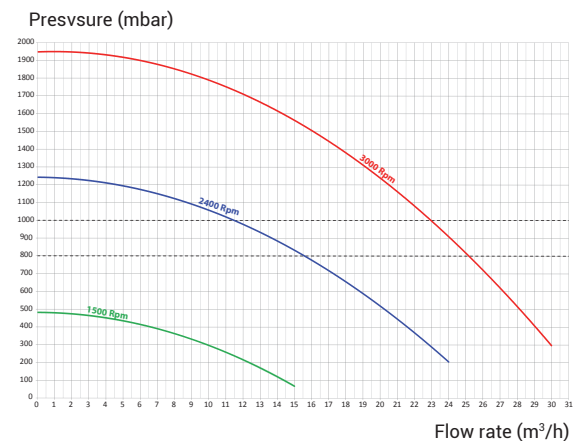
Intuitive display of relevant information such as real-time energy consumption. Possibility of five daily programmes. Skimming function to skim the surface automatically every 1, 2 or 3 hours. **Timer mode.**



➤ 1.5 HP Curve



➤ 2 HP Curve



RS II VSTD

Speed	Type	Dim A	I/O	Flow rate*	Input Power P1	Output Power P2	Amperage	Item
600 - 3000 RPM (20 rpm)	1,5 HP	230 mm	63 mm	@10 m: 16,7 m ³ /h @8 m: 19,7 m ³ /h	1240 W	1100 W	5,9 A	RS3016VSTD
600 - 3000 RPM (20 rpm)	2 HP	250 mm	63 mm	@10 m: 23 m ³ /h @8 m: 25 m ³ /h	1500 W	1400 W	7,8 A	RS3020VSTD

*at 3000 Rpm